

HOW TO ORDER

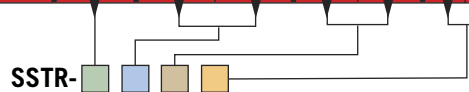
SureShot for commercial trucks (SSTR)

Ordering a SSTR kit is quick and easy! Just choose an option for each location of the truck you want to lubricate. Put the corresponding letter in the order code below the chart. It's that simple.

For a tandem-axle system with 10 lube points on the front left and 10 points on the front right, with 6-point 5th wheel lubrication, use order code **SSTR-AATW**.

Note: If you don't want to lubricate a certain part of the truck, just place an X in the appropriate box.

	Front left		Front right		Rear axles		5th wheel	
	Standard	Steering	Standard	Single	Tandem			
King pin	2	2	2					
Drag link	2	2						
Slack adjuster	1	1	1	2	4			
"S" cam	1	1	1	2	4			
Tie rod	1	1	1					
Spring pin	1	1	1					
Spring shackle	2	2	2					
5th wheel pivot						2	4	
5th wheel plate						4	4	
Grease points	10	10	8	4	8	6	8	
Order code	A	A	B	S	T	W	Y	




SureShot for trailers (SST)

In order to make installation fast and easy, the SST system is packaged as a kit, with all the parts you'll need in one box—a grease distributor and grease-filled tubing, as well as the required accessories needed to install the kit.

KIT NO.	DESCRIPTION
SST4C	For 3 or 4 points
SST6C	For 5 or 6 points
SST8C	For 7 or 8 points
SST10C	For 9 or 10 points
SST12C	For 11 or 12 points

Automatic systems also available. Check out www.chassiscare.com or call **1-800-631-0168** for more details.




SureShot lubrication for commercial trucks and trailers

KEY BENEFITS

- Quick and easy to install
- Simple to use
- Lubricate truck while standing up
- Reduce equipment downtime
- Prevent excess wear on camshafts
- Extend life of connected wear points
- Grease multiple points from a single zerk fitting
- Eliminate the need to manually grease multiple lubrication points
- Uses your standard chassis grease
- Lubrication points get clean grease
- Save time and money

The Bijur ChassisCare SureShot system provides a quick and easy way to grease trailers and commercial trucks with 4, 6, 8, 10 or 12 points



www.chassiscare.com

Bijur Lubricating Corporation
808 Aviation Pkwy, Suite 1400, Morrisville, NC 27560
Phone: **1-800-631-0168** • Website: www.bijur.com



© Copyright 2005, Bijur Lubricating Corporation. All Rights Reserved.
Bijur and the Bijur logo are registered trademarks of Bijur Lubricating Corporation.

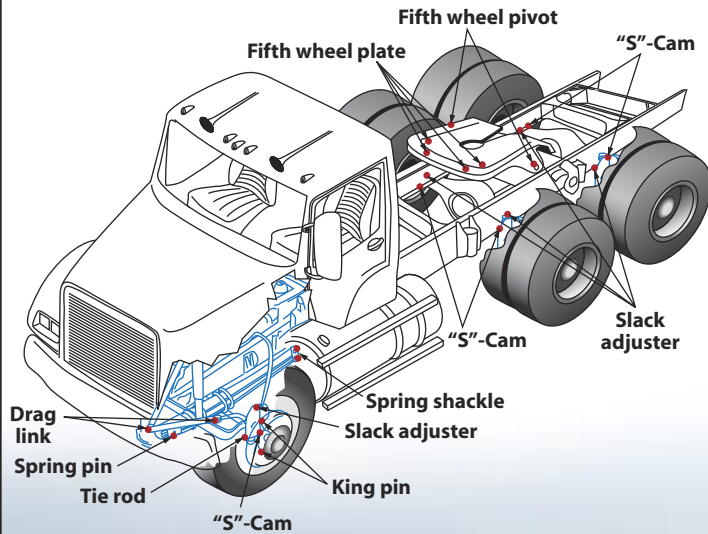
STAY ON THE ROAD, NOT IN A GARAGE

Keeping uptime to a maximum and operating costs to a minimum are the goals of all fleet managers and owner-operators. You know that if your trucks and trailers are sitting idly in a garage, it affects your bottom line. One of the major reasons trucks and trailers need maintenance is because of poor lubrication of key components. King pins, slack adjusters, cam shafts and tie rods are just some of the vital parts that need proper greasing at regular intervals. With the new ChassisCare centralized lubrication system, keeping everything lubricated just got a whole lot easier!

How it works

The concept of the ChassisCare system is built for speed and convenience. Instead of having to lubricate each zerk fitting on a truck or trailer one-at-a-time, you can route as many as 12 points to each lubrication block. Available in 4, 6, 8, 10 or 12 outlets, the ultra-light lubrication block

Typical lubrication points



is mounted in an easy-to-access location and features series progressive technology that assures that each point receives a precise amount of grease. Then, just attach a manual grease gun to the zerk fitting on the block and send grease to all the connected wear points. You can grease up to 12 points in about 3 minutes – talk about a time saver!

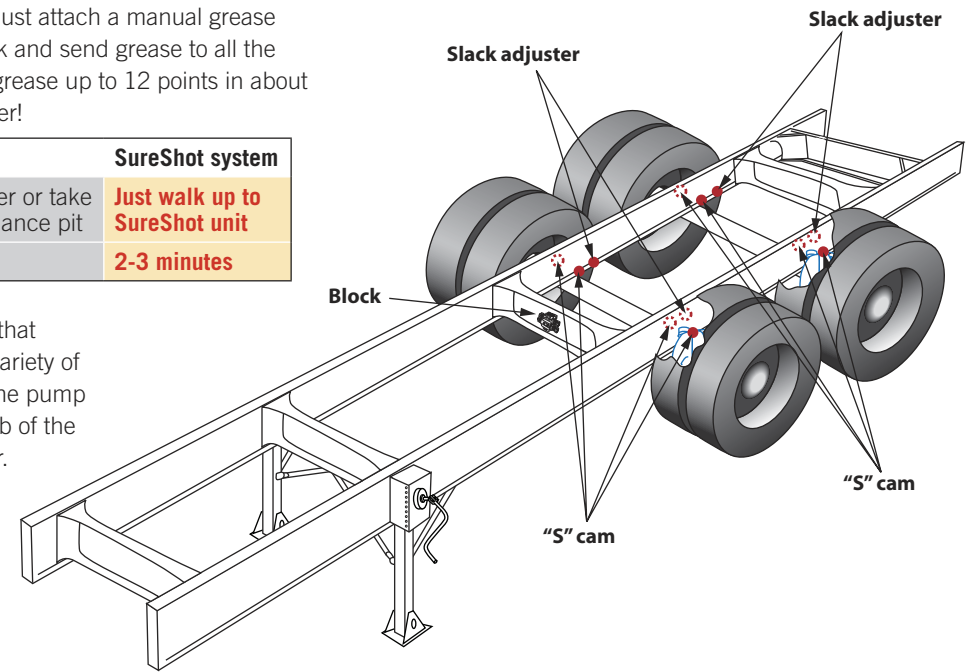
	Manual greasing	SureShot system
Pre-greasing requirements	Crawl under trailer or take trailer to maintenance pit	Just walk up to SureShot unit
Greasing time	10-15 minutes	2-3 minutes

An automatic kit is also available that includes a robust lubricator in a variety of reservoir sizes and a controller. The pump is usually mounted behind the cab of the truck or on the frame of the trailer. The main lubrication line runs to the ChassisCare lubrication block. Just replace the zerk fitting on the block with the included fitting to make the system automatic. Just fill it and forget it.

And unlike some lubrication systems, the ChassisCare system is sold as a kit, with all the hardware and accessories you need for installation included. Speaking of installation, the entire system can be installed quickly and easily – in just about an hour. For trailers, one lubrication block handles a tandem axle. A typical commercial truck requires blocks for the front left, front right and rear axles. Optional 5th wheel systems are available as well.

Whether your fleet consists of trucks, trailers or both, you will save time and resources by installing the ChassisCare system. Optimize your time and resources and let ChassisCare handle truck and trailer lubrication, quickly and easily.

Typical 12-point installation



“There is a huge benefit for our customers, both fleets and owner-operators. The ease of maintenance encourages more frequent lubrication, which extends the life of their trailers. Now, they don't have to crawl in the dirt to access key components. We plan to make ChassisCare a standard option.”

– Scott Wall, XL Specialized Trailers

